



Delhi Public School Gwalior

(Under the aegis of DPS Society, New Delhi)

Holiday Assignment

Name of the student _____

Class – I
Session (2025-26)



Dear Parents

Greetings of the day!

Vacations are the best time to relax and enjoy. Summer vacations are the reason behind fun in the sun, beach and shadow of the umbrella, but it is also the time to keep some analogy of academics alive in the fun to chisel the inherent potential inside your child. My suggestion to you is to spend these holidays being sociable and be vibrant in undertaking your plans so that the vacation is made purposeful.

To begin with, enhance every precious moment prudently by motivating your child to read informative and enlightening books. Help them improve their speech by conversing with them on every possible occasion and strop their vocabulary by providing them with new words. Spend substantial time visiting your kith and kin and people in your vicinity. Hold parley with your child on daily happenings and crucial world events as this is the best time to update, put forth your thoughts, notions and ideas before your ward and ask for an opinion, be a constant supporter of tolerance and disseminate it amongst people, teach your child to help and let him/her realize the meaning of real happiness and harmony and certainly root out all possible ill feelings and factions. Try being friendly and benevolent to all, let your child play the part in family reunions which will strengthen your family bond. Look out for the ways to abrade the plodding routine and take up some supportive vigorous activities with your child like swimming, cycling, jogging, painting or any other activity that your child enjoys.

It's your time to make every single moment eventful and memorable for your child and fill them with loads of experiences, which he/she eagerly wants to share with his/her pals and Educators when returned to School.

I wish you a pleasant vacation!

Regards

Principal
Delhi Public School Gwalior

ADD ONS TO MAKE YOUR VACATION MEANINGFUL !!

Childhood is a crucial stage of development. Most important lessons of life are learnt here! Let us join hands and make sincere efforts to augment and hone the learning process of the child through inculcation of self learning and keen observation.

- * Let us attempt to enable them by allowing them to assume responsibilities of the routine household and shopping chores. (e.g.: laying the table, serving the guests, making their beds, buying groceries from the nearby stores etc.)
- * Let us make them aware about their social responsibilities which will transform them into a responsible citizen of our society. (e.g.: keeping the surroundings clean, make use of public litter bins, switching off lights / fans / closing the taps properly etc.)
- * They should be taught how to connect with Almighty God through prayers and meditation. (e.g.: daily prayers, thought of the day, meditate to improve the concentration etc.)
- * Socialize and connect with people, neighbours and relatives. (e.g.: meeting and greeting neighbours, helping the elderly around, be friendly to the peers etc.)

**We wish all the great for your summer holiday time.
May all the pleasure in the world embrace you, let your
fun be endless with friends and family.**

Note : Kindly do all the Holiday Assignments neatly and submit it latest by July 10, 2025.

SUBJECT - ENGLISH













The ugly duckling

a b c



1. What's the word?

Write the word under the pictures.

| | | | | | |
|---|--|--|--|--|--|
| duck | farm | nest | eggs | duckling | ugly |
| sad | friends | pond | beak | beautiful | swan |
|  |  |  |  |  |  |
| | duck | | | | |
|  |  |  |  |  |  |
| | | | | | |

1 2 3



2. What's the order?

Watch the story and put the sentences in order.

| | |
|---|--|
| | He met another swan and they became friends forever. |
| | In her nest, she had five little eggs and one big egg. |
| 1 | Mummy Duck lived on a farm. |
| | He saw a beautiful white bird in the water. |
| | It started to snow, but then spring came. |
| | Then one big, ugly duckling came out the big egg. |
| | Five pretty, yellow baby ducklings came out the little eggs. |
| | No one wanted to be his friend. |

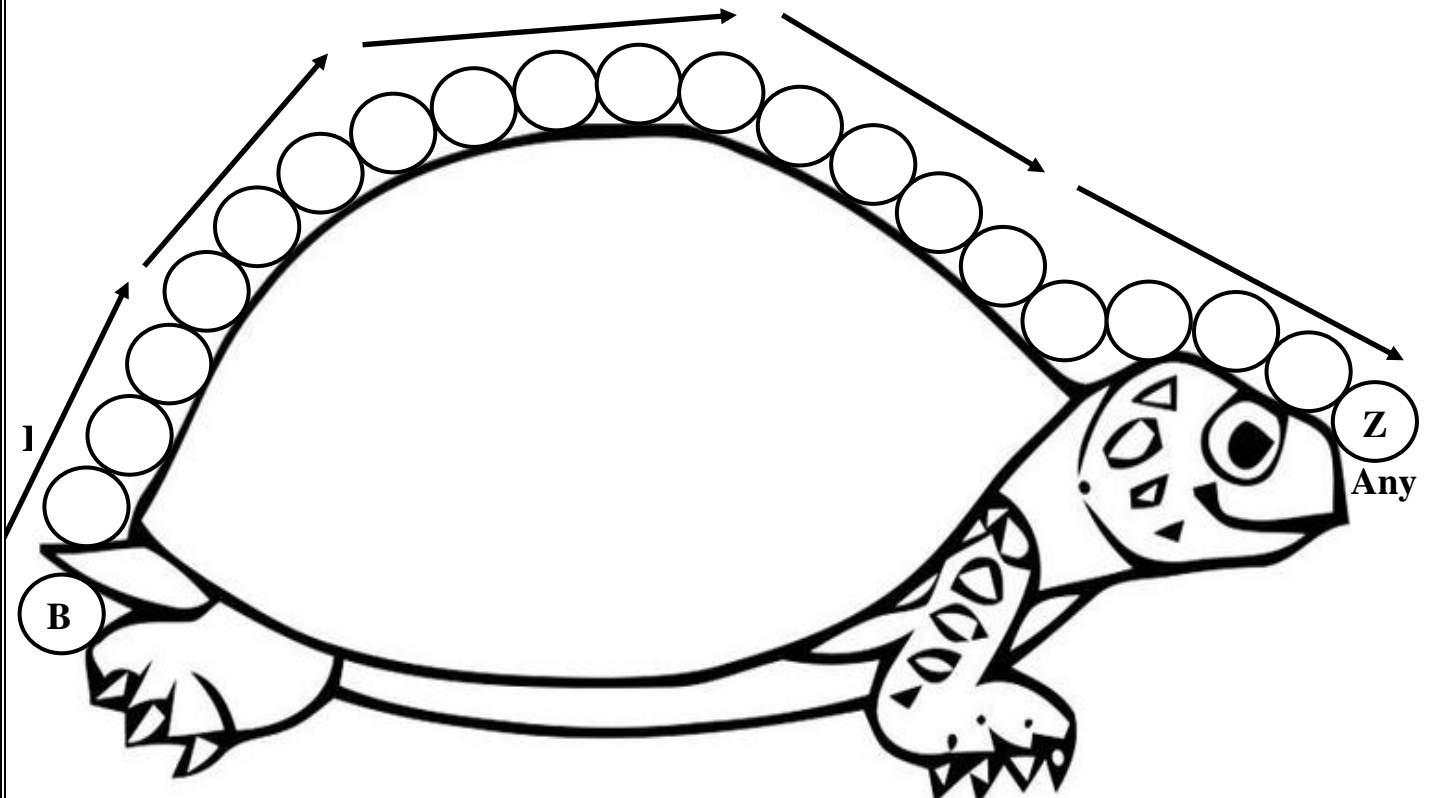
Note – Read the story “The Ugly Duckling”.

SUBJECT - ENGLISH

- I. Make a cutout of your favourite fruit and write the vowels and paste 4 pictures related to each vowel.

OR

- II. Complete the following consonant chart. Add your thumbprints on the shell according to the number of consonants. (Different colours can be used for thumbprint)



SUBJECT - MATHS

- I. Make a calendar of your birthday month on an A-4 size sheet and highlight your birthday.**

OR

Make a cutout of number matching your age. For example 6 and decorate the same with the pictures of your favourite things.




II. Find the hidden number names (0ne to ten) and colour them. You can go across or down.

| | | | | | | | | | |
|---|---|---|---|---|---|---|---|---|---|
| O | E | T | W | O | H | F | O | U | R |
| N | V | K | W | R | J | P | A | F | N |
| E | V | X | E | I | G | H | T | Z | C |
| W | M | U | E | K | L | U | Y | X | I |
| T | H | R | E | E | G | H | J | Q | E |
| W | E | R | Y | R | Q | Z | L | T | S |
| R | M | O | P | N | A | F | R | Z | E |
| Z | S | I | X | I | E | I | B | V | V |
| X | G | F | N | N | K | V | D | T | E |
| T | E | N | H | E | M | E | Y | H | N |


SUBJECT - EVS

- I. Visit and write the names of any 6 services available in your neighbourhood. Paste their pictures and write what services they provide to you.**


(a)




(b)




(c)




(d)



(e)

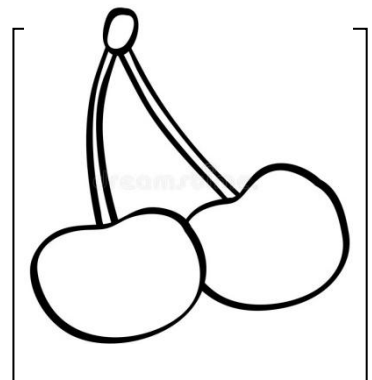
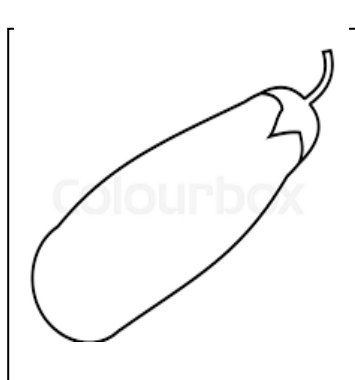
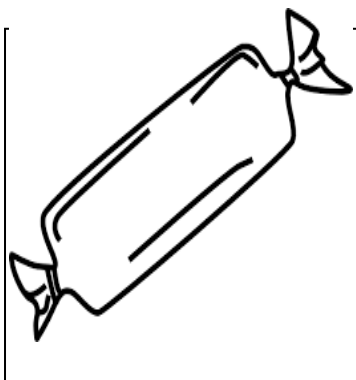





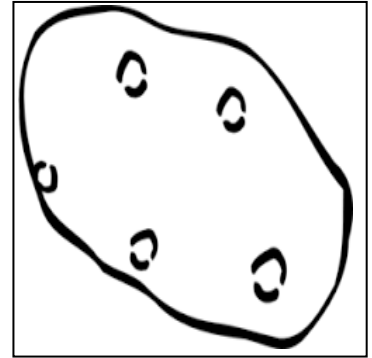




(f)



OR

II. Let's learn a little more about the food we eat. Given below are the pictures of the different categories of food items. Colour the food that can be eaten raw with 'Green' colour, the food that has to be cooked before eating with 'Yellow' colour and the ready to eat food items with 'Red' colour.



SUBJECT - HINDI

गर्मियों की छुट्टियों में बच्चे अपने नाना नानी व दादा दादी के घर मौज मस्ती करने व अवकाश को मनोरंजक ढंग से बिताने जाते हैं। इसलिए उनके लिए खुशी तथा प्रेरणात्मक प्रसंग सुनना नानी नाना के द्वारा सुनाई गई कहानियों से ही संभव होता है। अतः पुस्तकों में दी गई कहानियों को पढ़कर भी नैतिक मूल्यों का वर्धन किया जा सकता है।

पंचतंत्र की कहानियाँ

कहानियाँ :



जंगल की आग और तीन दोस्त

ब्राह्मण और शेर

हम रोज़ सुनें कहानी, दादा दादी की जुबानी
नित सुन सुन नई कहानी, बन जाएँगे हम ज्ञानी
टी.वी. और मोबाइल से दूर, प्यारे लगते नाना नानी
हँसी ठहाकों से भरपूर, पंचतंत्र की कहानी ।।

महत्त्वपूर्ण बिंदु :

कहानी, हिंदी में गद्य लेखन की एक विधा है। 19 वीं सदी में एक नई विधा का विकास हुआ जिसे कहानी के नाम से जाना गया। बंगाल में इसे गल्प कहा जाता है। कहानी ने अंग्रेज़ी से हिंदी तक की यात्रा बंगला के माध्यम से की। मनुष्य के जन्म के साथ ही साथ कहानी का भी जन्म हुआ और कहानी कहना तथा सुनना मानव का स्वभाव बन गया।

कहानी पाठन के उद्देश्य :

- विद्यार्थियों में साहित्य के प्रति रुचि विकसित करना।
- कहानी में निहित भावों, विचारों, नैतिक मूल्यों को ग्रहण करने की क्षमता विकसित करना।
- सृजनात्मक शक्ति का विकास करना।

