



DELHI PUBLIC SCHOOL GWALIOR



UNDER THE AEGIS OF
THE DELHI PUBLIC SCHOOL SOCIETY, NEW DELHI

Holiday Assignment

Name of the student _____

Class - I

Session (2026-27)



Dear Parents

Greetings of the day!

Vacations are the best time to relax and enjoy. Summer vacations are the reason behind fun in the sun, beach and shadow of the umbrella, but it is also the time to keep some analogy of academics alive in the fun to chisel the inherent potential inside your child. My suggestion to you is to spend these holidays being sociable and be vibrant in undertaking your plans so that the vacation is made purposeful.

To begin with, enhance every precious moment prudently by motivating your child to read informative and enlightening books. Help them improve their speech by conversing with them on every possible occasion and strop their vocabulary by providing them with new words. Spend substantial time visiting your kith and kin and people in your vicinity. Hold parley with your child on daily happenings and crucial world events as this is the best time to update, put forth your thoughts, notions and ideas before your ward and ask for an opinion, be a constant supporter of tolerance and disseminate it amongst people, teach your child to help and let him/her realize the meaning of real happiness and harmony and certainly root out all possible ill feelings and factions. Try being friendly and benevolent to all, let your child play the part in family reunions which will strengthen your family bond. Look out for the ways to abrade the plodding routine and take up some supportive vigorous activities with your child like swimming, cycling, jogging, painting or any other activity that your child enjoys.

It's your time to make every single moment eventful and memorable for your child and fill them with loads of experiences, which he/she eagerly wants to share with his/her pals and Educators when returned to School.

I wish you a pleasant vacation!

Regards

Principal
Delhi Public School Gwalior

ADD ONS TO MAKE YOUR VACATION MEANINGFUL !!

Childhood is a crucial stage of development. Most important lessons of life are learnt here! Let us join hands and make sincere efforts to augment and hone the learning process of the child through inculcation of self learning and keen observation.

- * Let us attempt to enable them by allowing them to assume responsibilities of the routine household and shopping chores. (e.g.: laying the table, serving the guests, making their beds, buying groceries from the nearby stores etc.)
- * Let us make them aware about their social responsibilities which will transform them into a responsible citizen of our society. (e.g.: keeping the surroundings clean, make use of public litter bins, switching off lights / fans / closing the taps properly etc.)
- * They should be taught how to connect with Almighty God through prayers and meditation. (e.g.: daily prayers, thought of the day, meditate to improve the concentration etc.)
- * Socialize and connect with people, neighbours and relatives. (e.g.: meeting and greeting neighbours, helping the elderly around, be friendly to the peers etc.)

**We wish all the great for your summer holiday time.
May all the pleasure in the world embrace you, let your
fun be endless with friends and family.**

Note : Kindly do all the Holiday Assignments neatly and submit it latest by July 10, 2026.

SUBJECT - ENGLISH

A. Encourage your child to use these sentences regularly, such as upon waking up, during meals, before bedtime, and when interacting with family and friends. Remind them to speak politely and clearly, utilizing these phrases to express their needs, seek permission, offer apologies when required, express gratitude, and greet others courteously.

- Good morning, Mummy! Good morning, Daddy!
- Can I go out and play, please?
- Are we going to visit someone today?
- Will some guests come to our house today?
- Can I please call my friend?
- I'm sorry for making a mess.
- Thank you for helping me.
- Excuse me, may I speak?
- Thank you for sharing with me.
- Goodbye, see you later!
- May I help you?
- Please wait for me, I'm coming!
- Can you please read me a story?

IMPORTANT TIPS:

The following words should always be spoken in English:

- **FRUIT NAMES** – Apple, Mango, Banana, Grapes, Orange, Cherry, Strawberry, Guava, Watermelon, Papaya etc.
Example: Mamma, I want an ‘**APPLE**’ or Mujhe ‘**APPLE**’ Chahiye
(Please discourage your child from calling it a “**SEB**”.)

VEGETABLE NAMES- Onion, Potato, Carrot, tomato, Cabbage, Spinach etc.

UTENSIL NAMES- Spoon, Plate, Bowl, Cup, Fork, Pan, etc.

B. Family Time Activity- Read, Read, Read

Fill the information about at least two story books you read in holidays.



STORY TITLE

Favourite Character

Sight Words

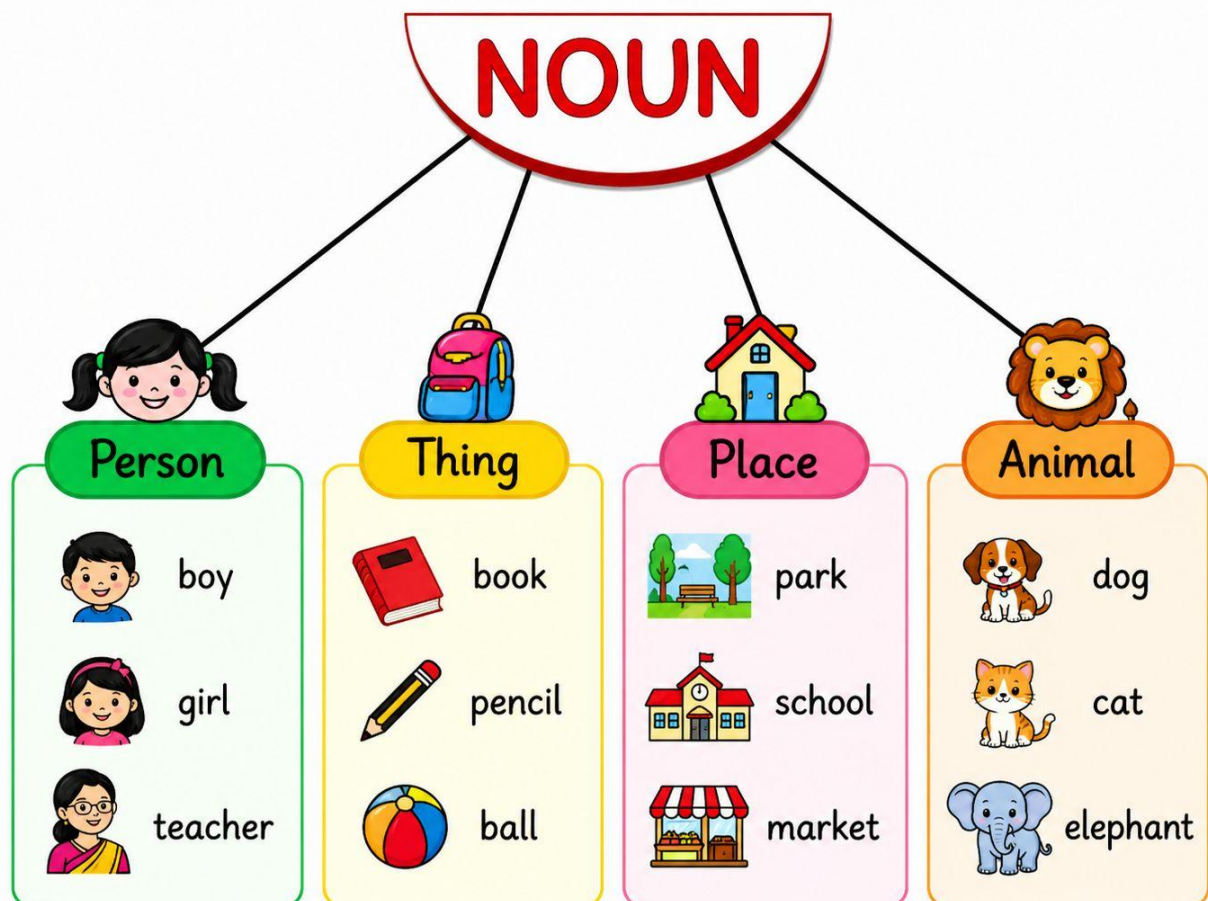
New Vocabulary

What you learnt

- C. Make a beautiful chart of Noun as per the instructions given below:
Instructions:
Persons in Green, Things in Yellow, Places in Pink, Animals in Orange.



Reference Picture:



SUBJECT - MATHS

- A. Read the number name carefully. Now choose the correct number and circle it by using the colour pencil:

Circle the numbers

three	8	3	6
eight	9	3	8
six	6	9	8
one	1	10	6
nine	9	8	6
seven	1	7	9
four	4	3	9
two	7	2	10
ten	10	1	6
five	4	1	5

B. (i) Fill in the blanks by writing the numeral that comes:

Before	Between	After
_____ 8	7 _____ 9	14 _____
_____ 19	11 _____ 13	7 _____
_____ 20	4 _____ 6	6 _____
_____ 6	3 _____ 5	3 _____
_____ 16	6 _____ 8	18 _____
_____ 4	5 _____ 7	5 _____
_____ 3	20 _____ 22	20 _____
_____ 15	12 _____ 14	0 _____

(ii). Arrange the given numbers in ascending order:

a. 10, 20, 8, 13 _____

b. 19, 14, 4, 11 _____

c. 16, 1, 15, 18 _____

(iii). Arrange the following numbers in descending order:

a. 14, 13, 12, 2 _____

b. 12, 8, 10, 1 _____

c. 17, 20, 23, 6 _____

C. Project SHAPE - O - MANIA



OBJECTIVES- This activity encourages young children to develop fine motor skills and shape recognition abilities by creating a scene using 2D shapes. Label each shape with its name. An example is provided below for reference, but feel free to use your creativity to design a unique scene. Remember, duplicates of the example won't be accepted.



SUBJECT - EVS

- A. Write five lines on myself on a A3 size sheet and decorate it beautifully.
Reference given below.

All About Me

Hello!

My Name:

My Age:

My Height:

.....

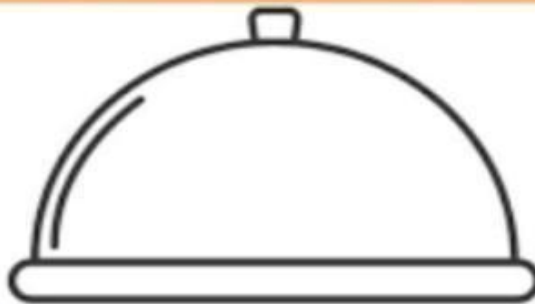
My Weight:

.....

My Favorite Color:



My
Favorite
Food:



What I Want to Be When I
Grow Up

B. Make a model sense organs. For your reference example given below.



Fun with sense organs

1. Engage in a tasting activity with the following food items. Tick the appropriate box to describe their taste.

Food	Sweet	Salty	Sour	Bitter
Neem leaves				
Lime juice				
Biscuit				
Namkeen				

2. Experience a texture exploration activity by feeling the given objects. Tick the appropriate box to describe their texture

Items	hard	soft	rough	smooth	squishy	Sticky
stone						
soft toy						
Play dough						
pencil						
eraser						

3. Listen to the provided sounds and complete the table based on your observations. Try to guess and identify the name of each object. An example is provided to guide you.

Items	I was able to identify sounds of	I was not able to identify sounds of
Bell	√ (ice cream vendor, pooja room)	
Bird		
Wall clock		
Guitar		
Coins		
Ambulance		


4. Guess the smell of 5 items in covered bottles. Put a tick (√) if correct,(_)if wrong in the table.

Items	I was able to guess the smell	I was not able to guess the smell
Rose Water		
Shoes polish		
Lemon juice		
camphor		
Coconut oil		

SUBJECT - HINDI

गर्मियों की छुट्टियों में बच्चे अपने नाना नानी व दादा दादी के घर मौज मस्ती करने व अवकाश को मनोरंजक ढंग से बिताने जाते हैं। इसलिए उनके लिए खुशी तथा प्रेरणात्मक प्रसंग सुनना नानी नाना के द्वारा सुनाई गई कहानियों से ही संभव होता है। अतः पुस्तकों में दी गई कहानियों को पढ़कर भी नैतिक मूल्यों का वर्धन किया जा सकता है।

सुधा मूर्ति की कहानी



जादुई ढोल



जादुई ढोल

कपटी कटहल



कविता पाठ (कविताएँ कंठस्थ कीजिए)

कविता हमें आनंद देती है और हमारी भाषा को सुंदर बनाती है। कविता पढ़ने से हमारी बोलने और याद रखने की शक्ति बढ़ती है। इसके माध्यम से हम अच्छे विचार सीखते हैं और अपनी भावनाओं को समझते हैं। कविता याद करने से हमारा आत्मविश्वास भी बढ़ता है और हम मंच पर बोलना सीखते हैं।

कदंब का पेड़

यह कदंब का पेड़ अगर मां
होता जमुना तीरे
मैं भी इस पर बैठ कन्हैया
बनता धीरे-धीरे।
ते देतीं यदि मुझे बांसुरी
तुम दो पैसे वाली
किसी तरह नीची हो जाती
यह कदंब की डाली।
तुम्हें नहीं कुछ कहता पर मैं
चुपके चुपके आता
इस नीची डाली से अम्मां
ऊंचे पर चढ़ जाता।
वहीं बैठ फिर बड़े मजे से

मैं बांसुरी बजाता
अम्मां अम्मां कह वंशी के
स्वर में तुम्हें बुलाता।
सुन मेरी वंशी को माँ तुम
कितनी खुश हो जातीं
मुझे देखने काम छोड़ कर
तुम बाहर तक आतीं।
तुमको आती देख बांसुरी रख
मैं चुप हो जाता
एक बार मां कह पत्तों में
धीरे से छिप जाता।
तुम हो चकित देखतीं चारों
ओर न मुझको पातीं।
तब व्याकुल तो हो कदंब के
नीचे तक आ जातीं।



कोयल

देखो कोयल काली है पर
मीठी है इसकी बोली
इसने ही तो कूक कूक कर
आमों में मिश्री घोली

कोयल कोयल सच बतलाना
क्या संदेशा लायी हो
बहुत दिनों के बाद आज फिर
इस डाली पर आई हो
क्या गाती हो किसे बुलाती
बतला दो कोयल रानी
प्यासी धरती देख मांगती
हो क्या मेघों से पानी ?

कोयल यह मिठास क्या तुमने
अपनी माँ से पायी है ?
माँ ने ही क्या तुमको मीठी
बोली यह सिखलायी है ?

डाल डाल पर उड़ना गाना
जिसने तुम्हें सिखाया है
सबसे मीठे मीठे बोली
यह भी तुम्हें बताया है

बहुत भली हो तुमने माँ की
बात सदा ही मानी
इसीलिये तो तुम कहलाती हो सब चिड़ियों की रानी

