



# Delhi Public School Gwalior

(Under the aegis of DPS Society, New Delhi)

## Holiday Assignment

### Class - V

### Session (2025-26)



Dear Parents

Greetings of the day!

Vacations are the best time to relax and enjoy. Summer vacations are the reason behind fun in the sun, beach and shadow of the umbrella, but it is also the time to keep some analogy of academics alive in the fun to chisel the inherent potential inside your child. My suggestion to you is to spend these holidays being sociable and be vibrant in undertaking your plans so that the vacation is made purposeful.

To begin with, enhance every precious moment prudently by motivating your child to read informative and enlightening books. Help them improve their speech by conversing with them on every possible occasion and strop their vocabulary by providing them with new words. Spend substantial time visiting your kith and kin and people in your vicinity. Hold parley with your child on daily happenings and crucial world events as this is the best time to update, put forth your thoughts, notions and ideas before your ward and ask for an opinion, be a constant supporter of tolerance and disseminate it amongst people, teach your child to help and let him/her realize the meaning of real happiness and harmony and certainly root out all possible ill feelings and factions. Try being friendly and benevolent to all, let your child play the part in family reunions which will strengthen your family bond. Look out for the ways to abrade the plodding routine and take up some supportive vigorous activities with your child like swimming, cycling, jogging, painting or any other activity that your child enjoys.

It's your time to make every single moment eventful and memorable for your child and fill them with loads of experiences, which he/she eagerly wants to share with his/her pals and Educators when returned to School.

I wish you a pleasant vacation!

Regards

Principal

Delhi Public School Gwalior

## **ADD ONS TO MAKE YOUR VACATION MEANINGFUL !!**

**Childhood is a crucial stage of development. Most important lessons of life are learnt here! Let us join hands and make sincere efforts to augment and hone the learning process of the child through inculcation of self learning and keen observation.**

- \* Let us attempt to enable them by allowing them to assume responsibilities of the routine household and shopping chores. (e.g.: laying the table, serving the guests, making their beds, buying groceries from the nearby stores etc.)
- \* Let us make them aware about their social responsibilities which will transform them into a responsible citizen of our society. (e.g.: keeping the surroundings clean, make use of public litter bins, switching off lights / fans / closing the taps properly etc.)
- \* They should be taught how to connect with Almighty God through prayers and meditation. (e.g.: daily prayers, thought of the day, meditate to improve the concentration etc.)
- \* Socialize and connect with people, neighbours and relatives. (e.g.: meeting and greeting neighbours, helping the elderly around, be friendly to the peers etc.)

**We wish all the great for your summer holiday time. May all the pleasure in the world embrace you, let your fun be endless with friends and family.**

---

**Note : Kindly do all the Holiday Assignments neatly and submit it latest by 10 July 2025.**



# Delhi Public School Gwalior

(Under the aegis of DPS Society, New Delhi)

## HOLIDAY ASSIGNMENT

### CLASS – V

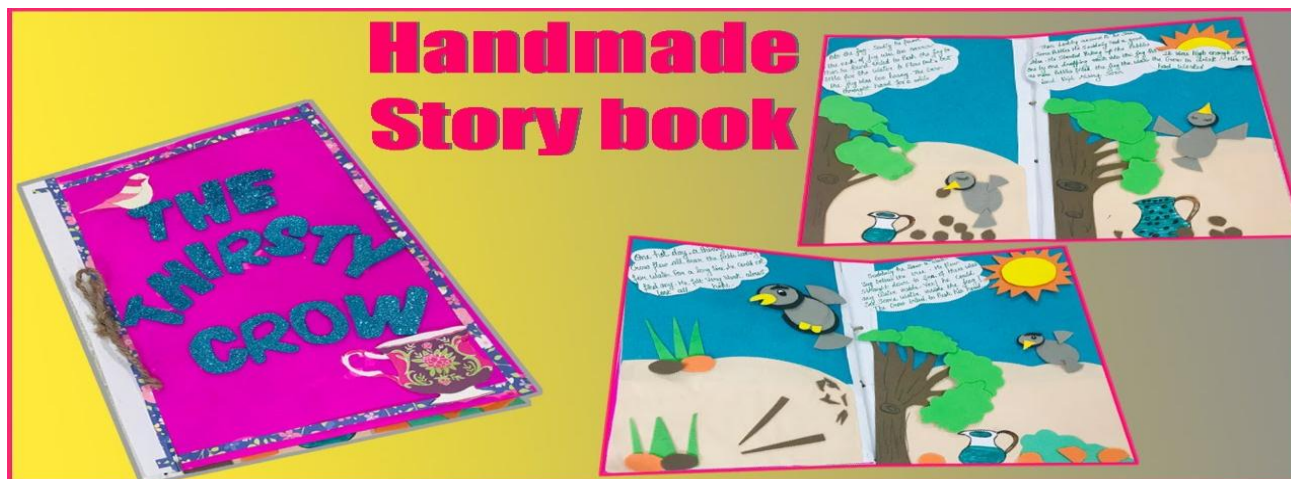
### SUBJECT - ENGLISH

### SESSION (2025-26)

#### General Instructions:

- Make a promise to yourself, that you will read books, watch knowledgeable movies, cartoons, Ted shows to enhance your learning and command over the language.
- Students to use A4 sized colourful sheets to do the mentioned task.
- Students are to do all the given tasks well on time.
- Holiday Assignment is to be submitted by 10 July 2025.
- Don't forget to be creative with your given assignments.
- Best assignments will be displayed in the school campus.

#### 1. Create a Storybook (Illustrated):



Write and illustrate your own short story! Let your creativity shine by creating engaging characters and an interesting plot. Make sure your story has a clear beginning, middle, and end, and use vivid descriptions and dialogues to bring it to life. Don't forget to add colourful pictures to make your story even more exciting!



## 2. Create a "My Favourite Character" Poster:

Pick your favourite character from a book or movie and create a poster about them! Include illustrations, quotes, and descriptions of their qualities. This is a fun way to showcase your creativity, improve reading comprehension, and build your presentation skills!





(Under the aegis of DPS Society, New Delhi)



1. The face value of 5 in the number 29584 is \_\_\_\_\_.
- (a) 5000                      (b) 500                      (c) 50                      (d) 5

2. The numerals for seven crore seven lakh seven thousand seven is \_\_\_\_\_.  
 (a) 7,70,70,007    (b) 7,07,70,007    (c) 7,07,07,007    (d) 7,07,07,700
3. Rounding off 424173 to the nearest thousand place is \_\_\_\_\_.  
 (a) 424100    (b) 4,24,000    (c) 4,00,000    (d) 4,20,000
4. Put the correct sign; XIX  XL  
 (a) >    (b) <    (c) =    (d) #
5. The Hindu Arabic numeral used for DCCX is \_\_\_\_\_.  
 (a) 710    (b) 790    (c) 810    (d) 890

**IV. Find the solution.**

1.  $XX \div V =$  \_\_\_\_\_
2.  $CM + C =$  \_\_\_\_\_
3. Express the given number in standard form.  
 $3,00,00,000 + 4,00,000 + 50,000 + 6000 + 40 + 1$   
 $=$
4. 10 lakh more than 95,43,215 = \_\_\_\_\_
5. 37 thousand less than 6,92,350 = \_\_\_\_\_

**V. Story sums.**

1. Find the sum of the place value and the face value of 6 in the given number 46,281.

---



---



---

2. Write the greatest and the smallest 8-digit number using the digits 6, 0, 8, 9, 4, 5, 7, 3

---



---

3. Raman purchased a refrigerator of ₹ 1, 75, 000 and a laptop of ₹ 1, 39, 000 round off the cost of both the article to nearest lakh and find their difference.

---

---

---

---

4. Riya has VII trays, each tray carries XII apples. Find the total number of apples Riya has, also write the answer in Roman Numeral.

---

---

---

---

## **VI. Project.**

### **Creating a mosaic artwork using geometric shapes.**

#### **What is a Mosaic?**

A mosaic is a piece of artwork created by arranging small, colored pieces of material, such as tiles, glass, or stone, to form a larger image or design.

#### **Geometric Shapes in Mosaics**

Geometric shapes, such as triangles, squares, circles, and hexagons, can be used to create a mosaic artwork. Each shape is arranged to fit together perfectly, creating a larger image or design.

#### **Materials Needed**

- Geometric shapes (e.g., triangles, squares, circles, hexagons)
- Colored paper or cardstock
- Scissors
- Glue
- A surface to work on (e.g., cardboard, wood, canvas)



## **Step-by-Step Instructions**

1. **Plan Your Design:** Sketch out a design or image you want to create using geometric shapes.
2. **Cut Out Shapes:** Cut out the geometric shapes from colored paper or cardstock.
3. **Arrange Shapes:** Arrange the shapes to fit together perfectly, creating your design or image.
4. **Glue Shapes:** Glue the shapes onto your surface, starting from the center and working your way outwards.
5. **Add Details:** Add details to your mosaic artwork, such as outlines or textures.
6. **Finish and Display:** Finish your mosaic artwork and display it proudly!

## **Examples of Geometric Mosaics**

- A mosaic portrait created using triangular shapes.
- A geometric pattern created using hexagonal shapes.
- A mosaic landscape created using square shapes.



# Delhi Public School Gwalior

(Under the aegis of DPS Society, New Delhi)

## HOLIDAY ASSIGNMENT

### CLASS – V

### SUBJECT – EVS

### SESSION (2025-26)

#### General Instructions:












- Holiday Assignment consists of two tasks.
- Create your own scrap book with A4 size papers available at home and present the Holiday Assignment showcasing your creativity.
- Holiday Assignment is to be submitted by 10 July 2025.
- Students are to attempt any one task.

#### Task – I

**ARTIFICIAL SATELLITE:** An Artificial satellite is a satellite that has been designed very scientifically by scientist on Earth and then has intentionally been launched from Earth & placed into space by humans.

#### **Activity-1: "Planet & Its Moons" Table (Scrapbook/Chart)**


- ✓ **Make a table** with information about each planet's satellites.
- ✓ **Stick pictures of the Solar System** and major satellites.
- ✓ **Decorate with colors & creative elements!**

 Planet	 Number of Satellites	 Names of Main Satellites
 Mercury		
 Venus		
 Earth		
 Mars		
 Jupiter		
 Saturn		
 Uranus		
 Neptune		

## ✂ Extra Fun:

✎ Draw or paste pictures of planets & their moons!

✎ Write a fun fact about the largest moon of each planet.



Planet Data Table

Planet	Diameter (km)	Rotation Period (in Earth Days)	Revolution Period (in Earth days)	Average temperature (°C)	Surface Composition	Rings & Moons	Travel Time from Earth
Mercury	4,879	58.66	88	179°C	rocky	0	5 months
Venus	12,104	243	224	482°C	rocky	0	3 months
Earth	12,756	1	365.25	15°C	rocky	1 moon	-
Mars	6,756	1.03	687	-63°C	rocky	2 moons	8 months
Jupiter	142,984	0.42	4,332	-121°C	gaseous	60 moons + rings	5 years
Saturn	120,536	0.45	10,775	-125°C	gaseous	31 moons + rings	7 years
Uranus	51,118	0.71	30,681	-193°C	gaseous	27 moons + rings	10 years
Neptune	49,528	0.67	60,193	-173°C	gaseous	13 moons + rings	12 years

## ✂ Activity 2: "Solar System Poster" 🧠

✓ Make a colorful poster of the solar system & its satellites.

✓ Label the planets and their moons clearly.

✓ Add a catchy slogan like:

🚀 "Explore the Moons, Explore the Universe!"

🌌 "Satellites: The Guardians of Their Planets!"



**N.B. Material required :** Scrapbook, colours, related pictures and other decorative materials.

OR

## Task – II


### Activity 1 - Solar Oven Experiment (STEM Activity) ⚙️

- Build a **solar oven** using a shoebox, aluminium foil, and plastic wrap.
- Try to melt chocolate or warm a biscuit using the power of the sun.
- Observe and note how sunlight can cook food.

Explain the **importance of solar energy** in reducing pollution.



**Activity 2** - An area where a particular animal naturally lives is called its habitat. Choose any one habitat (Forest/ desert/ Polar regions/ mountains/ocean/freshwater). Then, make a poster on that habitat, based on the theme: “Saving the habitat”.



**N.B. Material required :** Scrapbook, colours, related pictures and other decorative materials.



**दिल्ली पब्लिक स्कूल ग्वालियर**  
(डी० पी० एस० सोसायटी, नई दिल्ली के मार्गदर्शन में)

**ग्रीष्मकालीन अवकाश हेतु गृहकार्य**  
**(2025-26)**  
**कक्षा – पाँच**  
**विषय – हिंदी**

**सामान्य निर्देश –**

1. प्रश्नों के आगे दिए गए निर्देशानुसार ही कार्य पूर्ण कीजिए।
2. अपना गृहकार्य 10 जुलाई 2025 तक अपनी हिंदी अध्यापिका को जमा कीजिए।
3. दिए गए कार्य को A4 Size पेपर पर मुख्यपृष्ठ बनाकर व्यवस्थित रूप में दीजिए।

बच्चों की रचनात्मकता को विकसित करने के उद्देश्य को पूर्ण करने के लिए कुछ गतिविधियाँ व योजनाएँ दी जा रही हैं। जिन्हें छात्र स्वयं करके सीखने हेतु प्रयासरत होंगे तथा खेल-खेल में पठन-पाठन, लेखन के साथ नैतिक शिक्षा भी ग्रहण करेंगे।

- प्र.1. मई व जून माह के प्रमुख समाचारों की झलकियों को काटकर चिपकाते हुए एक छोटी समाचार पत्रिका तैयार कीजिए।
- प्र.2. नैतिक शिक्षा देने वाली 10 कहानियाँ पढ़कर उनसे मिलने वाली शिक्षा को लिखें व कहानियाँ अपने अभिभावकों (माता-पिता, दादा-दादी, नाना-नानी) को अवश्य सुनाएँ।
- प्र.3. दस सुविचार लिखें व याद करें।
- प्र.4. भाषा का महत्त्व बताने वाली पाँच सूक्तियाँ लिखिए।
- प्र.5. अशोक वाटिका में सीताजी के साथ हनुमानजी का संवाद दस वाक्यों में लिखिए।