



Delhi Public School Gwalior

(Under the aegis of DPS Society, New Delhi)

Holiday Assignment

Class - UKG

Session (2023-24)



Dear Parents

Greetings of the day!

Vacations are the best time to relax and enjoy. Summer vacations are the reason behind fun in the sun, beach and shadow of the umbrella, but it is also the time to keep some analogy of academics alive in the fun to chisel the inherent potential inside your child. My suggestion to you is to spend these holidays being sociable and be vibrant in undertaking your plans so that the vacation is made purposeful.

To begin with, enhance every precious moment prudently by motivating your child to read informative and enlightening books. Help them improve their speech by conversing with them on every possible occasion and strop their vocabulary by providing them with new words. Spend substantial time visiting your kith and kin and people in your vicinity. Hold parley with your child on daily happenings and crucial world events as this is the best time to update, put forth your thoughts, notions and ideas before your ward and ask for an opinion, be a constant supporter of tolerance and disseminate it amongst people, teach your child to help and let him/her realize the meaning of real happiness and harmony and certainly root out all possible ill feelings and factions. Try being friendly and benevolent to all, let your child play the part in family reunions which will strengthen your family bond. Look out for the ways to abrade the plodding routine and take up some supportive vigorous activities with your child like swimming, cycling, jogging, painting or any other activity that your child enjoys.

It's your time to make every single moment eventful and memorable for your child and fill them with loads of experiences, which he/she eagerly wants to share with his/her pals and Educators when returned to School.

I wish you a pleasant vacation!

Regards

Principal
Delhi Public School Gwalior

ADD ONS TO MAKE YOUR VACATION MEANINGFUL !!

Childhood is a crucial stage of development. Most of life's important lessons are learnt here! Let us join hands and make sincere efforts to augment and hone the learning process of the child through inculcation of self learning and keen observation.

- * Let us attempt to enable them by allowing them to assume responsibilities of the routine household and shopping chores. (e.g.: laying the table, serving the guests, making their beds, buying groceries from the nearby stores etc.)
- * Let us make them aware about their social responsibilities which will transform them into a responsible citizen of our society. (e.g.: keeping the surroundings clean, make use of public litter bins, switching off lights / fans / closing the taps properly etc.)
- * They should be taught how to connect with Almighty God through prayers and meditation. (e.g.: daily prayers, thought of the day, meditate to improve the concentration etc.)
- * Socialize and connect with people, neighbours and relatives. (e.g.: meeting & greeting neighbours, helping the elderly around, be friendly to the peers etc.)

**We wish all the great for your summer holiday time.
May all the pleasure in the world embrace you, let your
fun endless with friends and family.**

Note : Kindly do all the Holiday Assignments neatly and submit it latest by July 10, 2023.

**Summer, summer almost here,
Let's give summer a big fat
cheer!
Of this fact I'm surely clear,
Summer is the best time of year.**



CONTENTS :

- ALL ABOUT ME
- MY BODY PARTS
- MATCHING
- WHAT'S THE SOUND
- WRITE THE NAMES
- WORD GRID
- DO AS DIRECTED
- SPOT THE DIFFERENCE
- THUMB PRINTING
- ORIGAMI
- DRAWING
- COLOURING
- MAZE
- MISSING NUMBERS
- GENERAL CONVERSATION



ALL ABOUT ME

Fill your information in the given space below.



What is your name? My name is: _____

Where do you live? I live in _____

How old are you? I am _____ years old

What are you? I am a



The name of my school is _____

What grade are you in? I am in _____

My teacher's name is: _____

What is your favourite colour?



MY BODY PARTS

Write the correct number of body parts.



1. I have head.



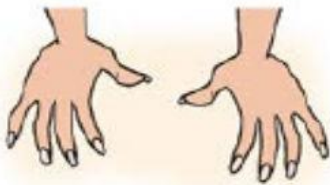
2. I have nose.



3. I have eyes.



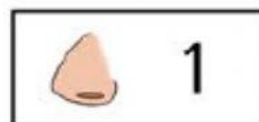
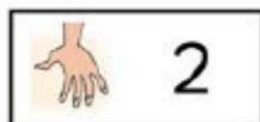
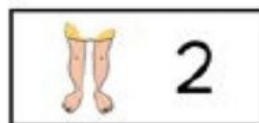
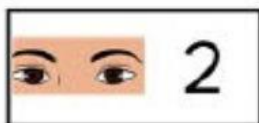
4. I have ears.



5. I have hands.



6. I have legs.



MATCHING

Match the images on the left to their corresponding images on the right.



WHAT'S THE SOUND

What is the beginning sound? Colour it.

1.




h

e

b

2.



b

a

f

3.




d

c

e

4.



e

f

a

5.



b

a

c

6.



g

h

d

7.



r

a

u

WRITE THE NAMES

Write the names of following pictures using the help box.

अक्षर जोड़ो और शब्द बनाओ

घ + र =

घर



ब + स =



प + ढ =



द + स =



न + ल =



ध + न =



ज + ल =



फ + ल =



WORD GRID

Find and circle the two letter words. Write any five words below.

फ	घ	र	आ	ग	क	र	न	आ
ल	ऊ	ऋ	प	ख	उ	च	म	स
य	प	आ	न	ई	त	आ	औ	आ
ह	भ	न	क	ग	त	ह	स	फ
ई	ल	आ	य	र	ए	इ	म	स
क	आ	श	आ	म	छ	ए	क	ए
इ	इ	ई	य	आ	झ	ओ	व	ब
आ	ह	आँ	र	आ	य	प	ट	ह
ल	इ	ख	न	आ	म	ए	र	आ

1.

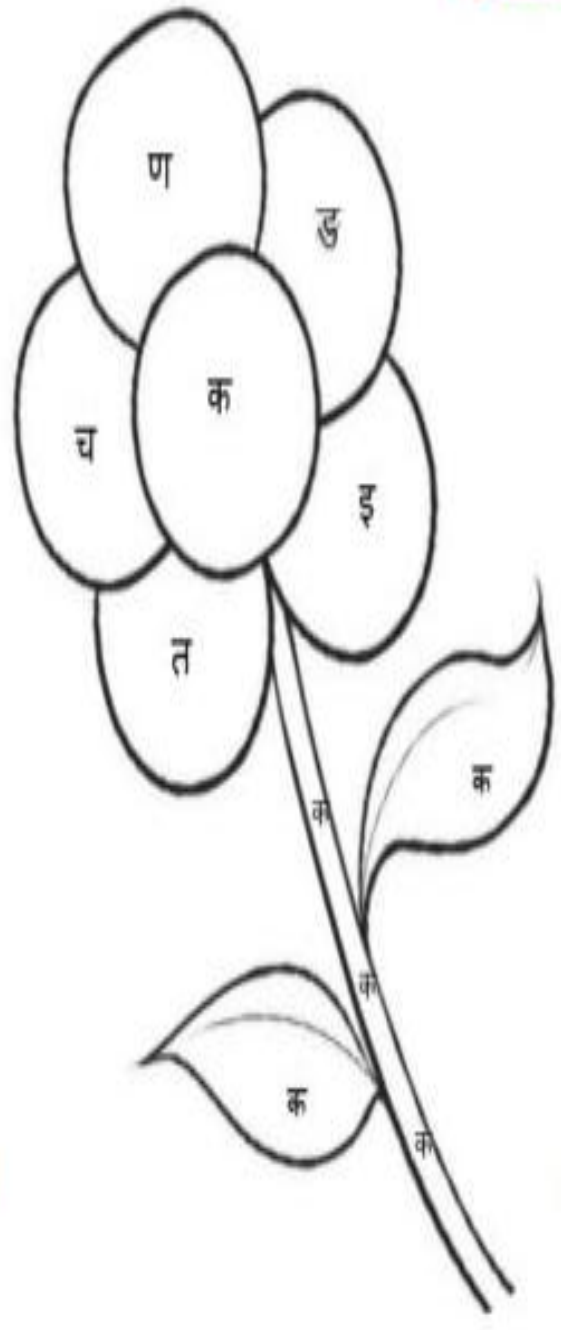
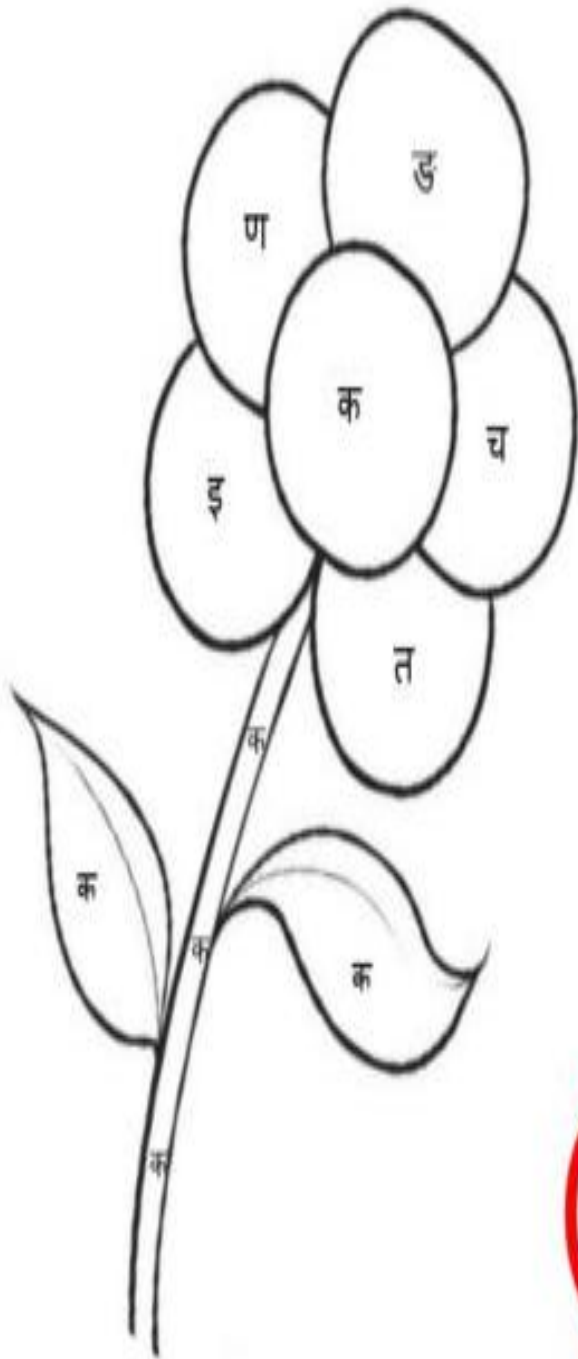
2.

3.

4.

5.

☞ दिए गए रंगों से अक्षर की पत्तियाँ भरिए। 😊



क—हरा, इ—पीला, ड—लाल, त—नीला,
च—गुलाबी, ण—बैंगनी

SPOT THE DIFFERENCE

Compare both the pictures and spot 5 differences in the second picture.

Picture - 1





Picture - 2



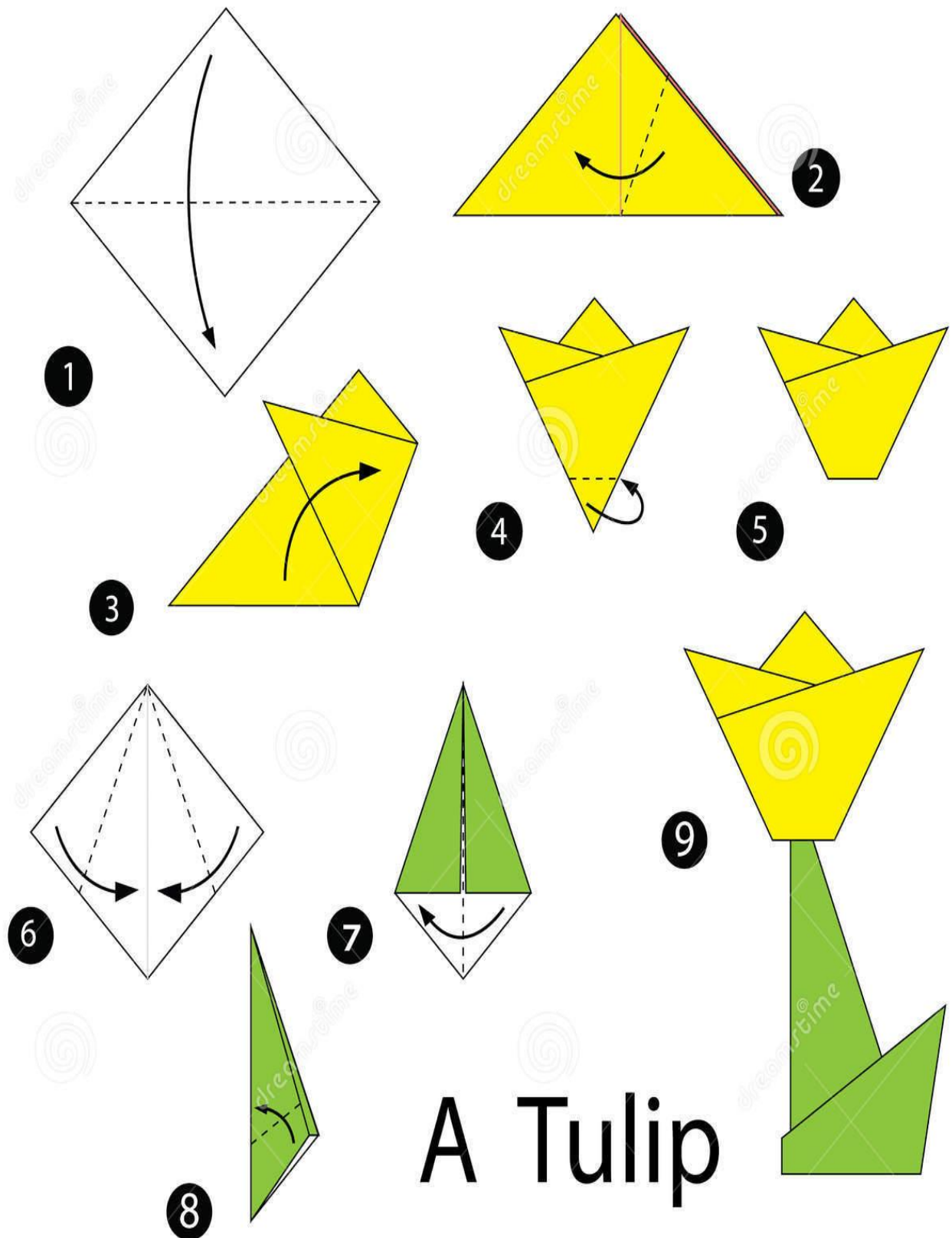
THUMB PRINTING

Make a creative art with thumb printing. (Kindly refer to the picture given)



ORIGAMI



Make a paper folding tulip (Follow the instructions given below).



DRAWING


Draw and colour (Follow the steps given).

I Can Draw a Cat!



COLOURING

Colour the butterfly according to the colour code given.



1 =  Yellow

2 =  Red

3 =  Violet

4 =  Pink

5 =  Blue

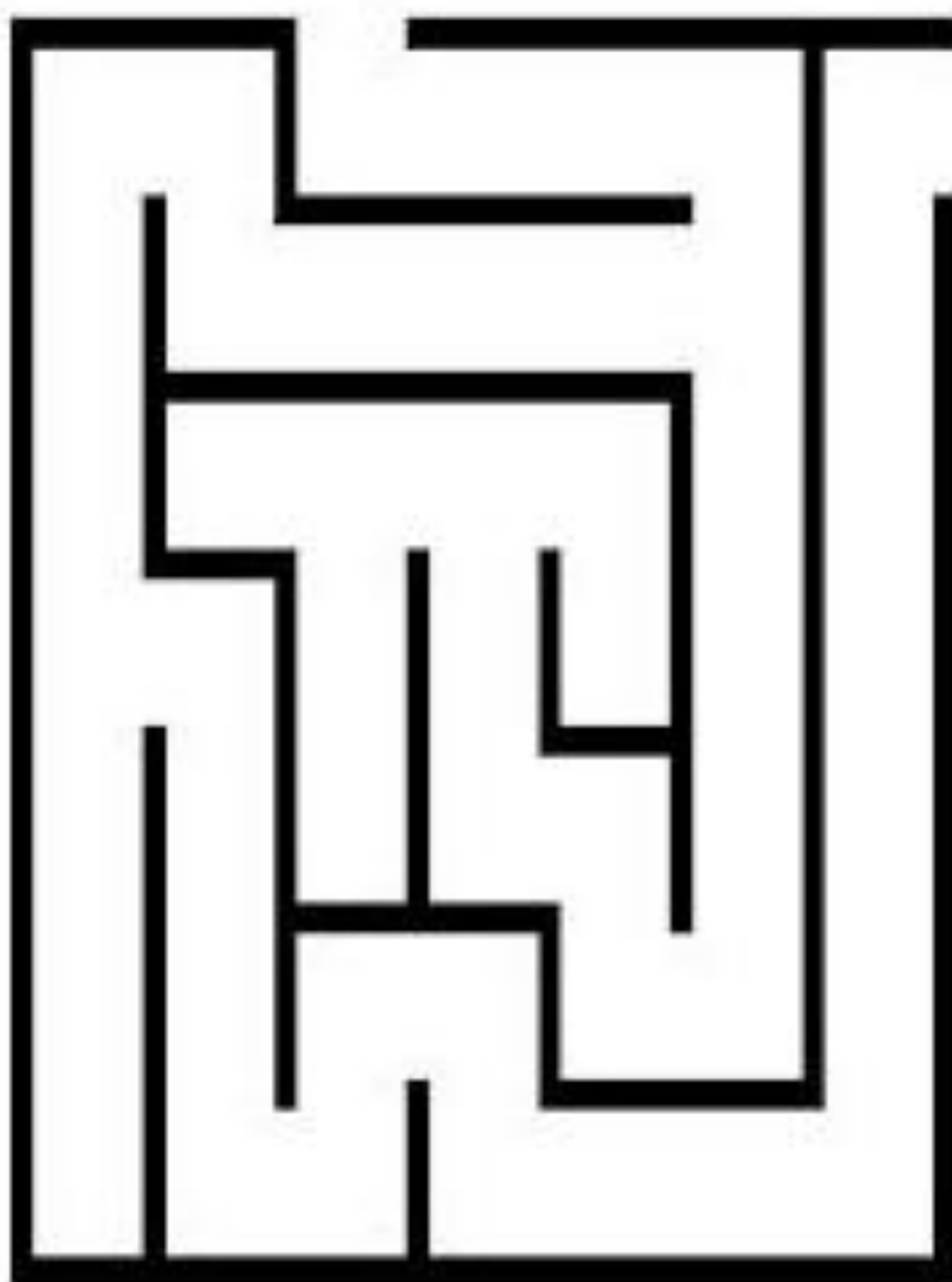
6 =  Green

MAZE

Help Ms Bee find the flower.



Help the bee
find the flower.



MISSING NUMBERS

Write the missing numbers.



1			4		6	7	8		10
	12	13		15		17		19	20
21		23	24		26		28		
31	32		34			37		39	40
		43			46		48		50
	52		54		56			59	60
61		63		65		67			70
	72		74		76		78	79	
81		83		85		87		89	90
91	92		94			97	98		100

GENERAL CONVERSATION

IN THE CLASS ROOM

1. May I be excused? / Excuse me please.
2. May I wash my hands?
3. May I go to the washroom?
4. May I drink water?
5. Tomorrow is a holiday.
6. Please switch on / off the fan.
7. Could you please open my tiffin box / water bottle?
8. Could you please sharpen my pencil?
9. I have finished my food.
10. I have completed my work.
11. Can we play on the swings and slides?
12. Have a nice day.
13. The school is over.
14. How are you this morning?
15. How are you feeling?
16. May I help you?
17. Could you please lend me your pencil / eraser?
18. Let's go out for a nature walk.
19. Let's go for a ride on the golf cart.